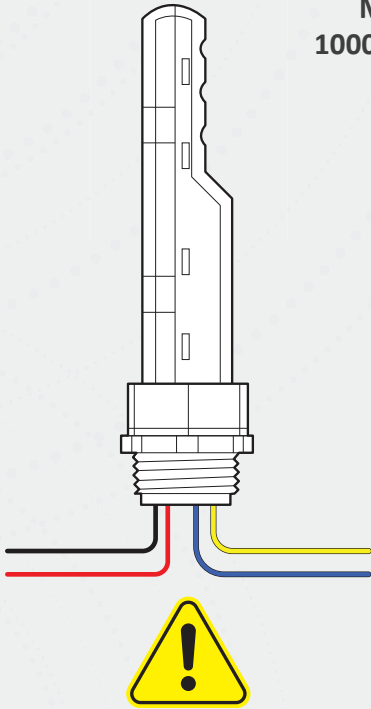


**QUICK INSTALLATION SHEET**

**Model #  
1000152-17**



There are no user-serviceable parts inside the device. Unauthorized dismantling will void the warranty. For warranty information, see [www.autani.com/legal](http://www.autani.com/legal).

**1**

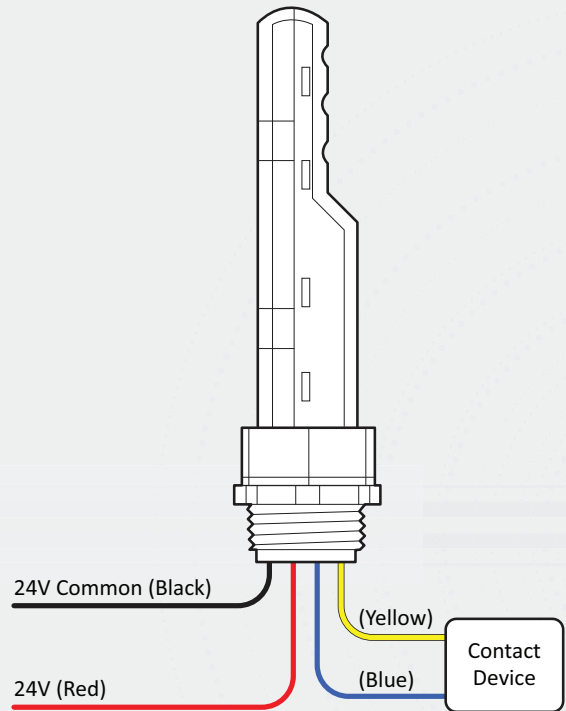
On the provided list of device serial numbers, add the location for the Autani Closure Sensor.



**2**

**WIRING**


Color	Signal
Red	24V
Black	24V Common
Blue	Contact
Yellow	Contact



The Closure Sensor wires (Blue and Yellow) are connected to a volt-free contact device to sense a closure. The closing action will complete the circuit and the device will send a message to the Autani CORE/Manager. The minimum closure sensing time is 3 seconds. Closing events less than 3 seconds may not be sensed by this device.

**QUICK INSTALLATION SHEET****SERIAL NUMBER INFORMATION AND TRACKING**

The serial number or ID of a device is used to track device installation locations and details for the commissioning process. The identification information for each device should be tracked in a meaningful way, many devices include duplicate 'stickers' with this information. Autani provides an iOS app to assist with the process.



For help getting starting with the iOS Commissioning App please see Autani's User Guide for the iOS Commissioning App.



Once commissioning details are collected, either through the iOS Commissioning App, or by tracking identifiers on drawings/spreadsheets. Please provide this information to [support@autani.com](mailto:support@autani.com) to begin the commissioning process.