

# ZigBee to Analogue(1-10V) Transformer

Project Name

Catalog Number

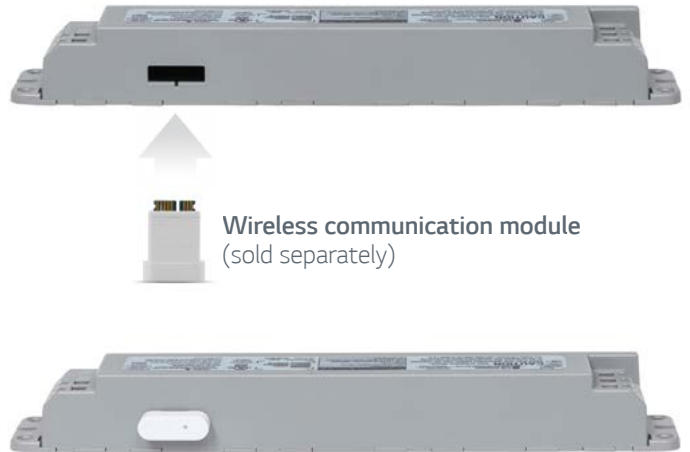
Notes

## Features

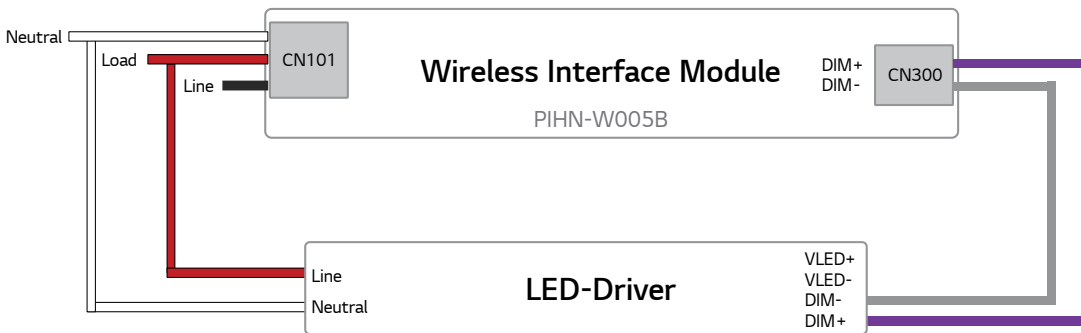
- Applied Internal Load Switch to control AC main On/Off
- Integrated AC-DC supply for stand-alone operation
- Supports 1-10V Dimming
- 2.4GHz ZigBee® Transceiver
- Embedded antenna for easy installation and low cost
- Flexible platform to accommodate diverse protocols
- Supports LG SENSOR CONNECT and Daintree Networks® ControlScope®

## Applications


- Office / School / Retail / Factory / Warehouse



## Wiring Diagram



## Dimension



## Specifications & Ordering Information



[ZigBee to Analogue (1-10V) Transformer]

Product type	Model code (US order code)	Input power	Input voltage	Input frequency	Load Rating	Load Types	Dimensions	Weight	Operating temperature	Dimming Output
		W	Vdc	Hz	A	-	inch (mm)	Oz (g)	°F (°C)	Vdc
ZigBee to Analogue (1-10V) Transformer	PIHN-W005BAWP01U (LGE-Transformer)	Max. 3.0	120-277	50/60	Max. 1.5	Electronic Ballast, General LED Driver	1.18 x 0.98 x 8.27 (30 x 25 x 210)		-4 - 158 (-20 - 70)	1-10

[ZigBee Dongle]

Product type	Model code (US order code)	Input power	Input voltage	Input frequency	Load Rating	IP	Mounting Height	Dimensions	Weight	Operating temperature	Controls	
		W	Vdc	MHz	A	-	ft (m)	inch (mm)	Oz (g)	°F (°C)	-	
ZigBee Dongle	Standard	9CM2315VD2.AWP01U (LG DONGLE)	0.2	3.3	2,405 - 2,480	Max. 1.5	20	Max 11.5 (3.5)	1.18 x 0.98 x 8.27 (30 x 25 x 210)	0.2 (5)	-4 - 122 (-20 - 50)	ZigBee